
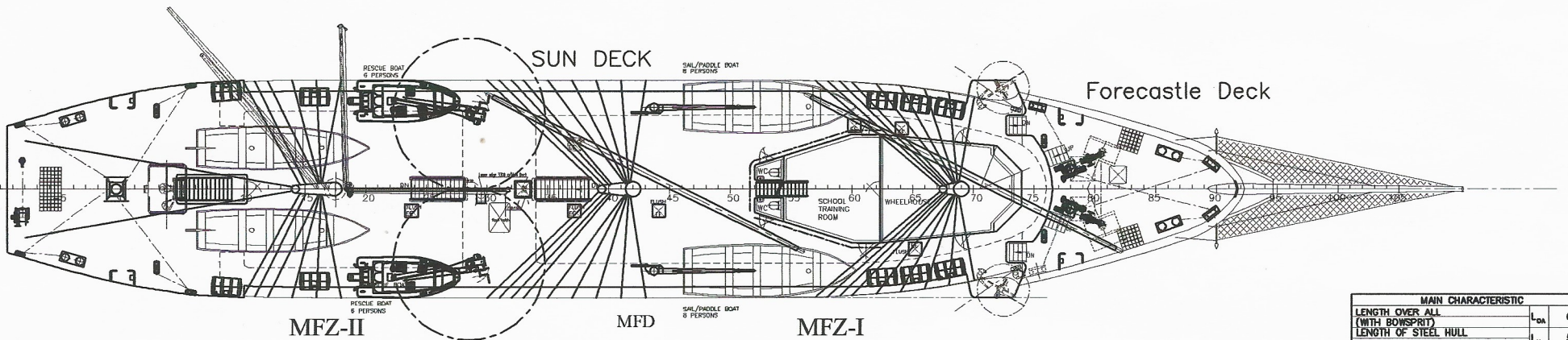
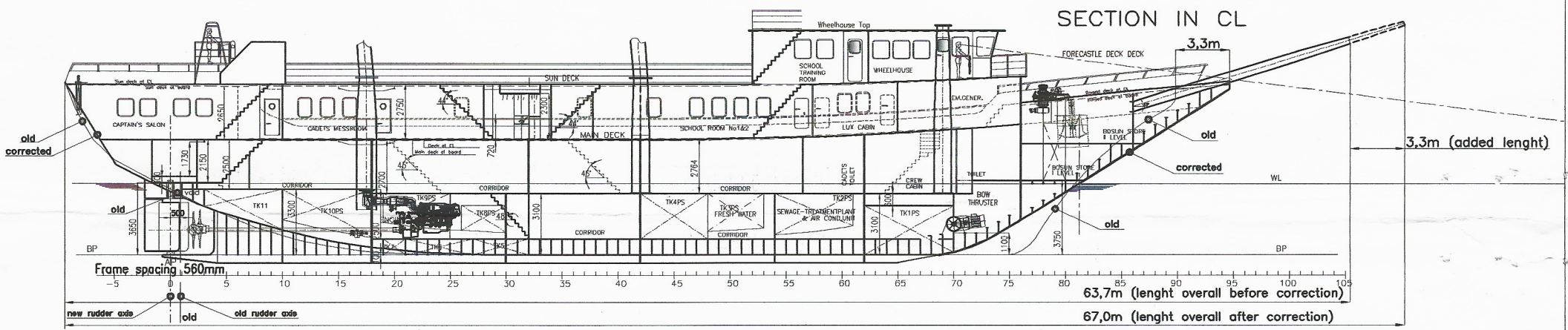


AIR DRAFT 41m

SILHOUETTE



SECTION IN CL



MAIN CHARACTERISTIC			
LENGTH OVER ALL (WITH BOWSPRIT)	L _{oa}	67,00 m	
LENGTH OF STEEL HULL	L _N	58,30 m	
LENGTH BETWEEN PERPENDICULARS	L _{BP}	45,50 m	
BREADTH MOULDED	B	10,00 m	
DESIGN DRAUGHT FROM BP	d	3,80 m	
DRAUGHT FROM LOWER EDGE KEEL	d'	4,00 m	
DEPTH FROM BL TO WEATHER DECK	H	5,75 m	
DESIGN DISPLACEMENT	D	860 t	
BASIC SAIL AREA	SA	1400 m ²	
AIR DRAFT (MEASURED FROM WL)	Ad	41,00 m	
SPEED UNDER ENGINE	v	12 kn	
TRIALS CONDITION			
CLASS	LR: +100A1 SAILING SPECIAL PURPOSE SHIP +LMC		
MAIN ENGINE	POWER	No	716 kW Heavy Duty
DIESEL GENERATORS (2x2)	2x150kW/1500 rpm		
NUMBER OF PERSONS	CREW	30 persons	
	CADETS	80 persons	
HEIGHT OF MASTS FROM WL=3800	FORE MAST	37,80 m	
	MAIN MAST	38,80 m	
	MIZZEN MAST	35,40 m	
ENDURANCE	45 days		
GROSS TONNAGE	GT	744	
FUEL	90 t		
WATER	64 t		

THE PARAMETERS SHALL BE ACCURATELY CHECKED AND CORRECTED IF NECESSARY DURING DESIGN PROCESS AND SUBJECT TO LR APPROVAL.

IN PROGRESS
UP TO DATE 2014.02.27

Marine Projects Ltd.
Biurowieca Techniczna
80-805 CDANISK, ul. Sienna 45
tel: (58) 732 69 30; (58) 732 69 34
e-mail: marproj@marproj.pl
www.marineprojects.pl

Date:	08.2010	Order No.	SPS-63	Format:	A3
Designed:	Z.CH.	Drawn:	E.P.	Mass:	Sheet
Issued:	Z.CH.	Issued:	0110-1	Alter:	1/1
Name:			Special Purpose Sailing Ship	Scale:	B 1:150
GENERAL ARRANGEMENT PLAN					